



**Beaufort County**  
**Public Works**  
**Stormwater Infrastructure**  
*Project Summary*

**Project Summary:** Pinewood Circle Channel #1

**Activity:** Routine/Preventive Maintenance

**Narrative Description of Project:**

Removed blockages from flowline. Repaired washout.

**Completion:** Jan-15

<b>2015-571 / Pinewood Circle Ch #1</b>	<b>Labor Hours</b>	<b>Labor Cost</b>	<b>Equipment Cost</b>	<b>Material Cost</b>	<b>Contractor Cost</b>	<b>Indirect Labor</b>	<b>Total Cost</b>
AUDIT / Audit Project	0.5	\$10.23	\$0.00	\$0.00	\$0.00	\$6.62	\$16.85
HAUL / Hauling	10.0	\$216.30	\$107.00	\$226.47	\$0.00	\$144.20	\$693.97
ONJV / Onsite Job Visit	6.0	\$199.08	\$21.72	\$8.72	\$0.00	\$146.82	\$376.34
RPWO / Repaired Washout	40.0	\$818.20	\$274.76	\$60.28	\$0.00	\$531.00	\$1,684.24
<b>2015-571 / Pinewood Circle Ch #1 Sub Total</b>	<b>56.5</b>	<b>\$1,243.81</b>	<b>\$403.48</b>	<b>\$295.47</b>	<b>\$0.00</b>	<b>\$828.64</b>	<b>\$2,771.39</b>
<b>Grand Total</b>	<b>56.5</b>	<b>\$1,243.81</b>	<b>\$403.48</b>	<b>\$295.47</b>	<b>\$0.00</b>	<b>\$828.64</b>	<b>\$2,771.39</b>

Before



During



After





**Project: Pinewood  
Circle  
Channel 1**

**Activity: Routine/  
Preventive  
Maintenance**















**Project #:  
2015-571**

**Township: Port  
Royal Island**

**Completed:  
January 2015**

**Legend**

**TYPE**

-  River
-  Creek/Stream
-  River/Creek/Marsh BANK
-  Channel (fka Outfall)
-  Channel Pipe
-  Lateral
-  Lateral Pipe
-  Roadside
-  Roadside Pipe
-  Road Pipe
-  Crossline Pipe
-  Driveway Pipe
-  Access Pipe
-  Bleeder Pipe



0 80 160 320 480 640  
Feet

1 inch = 311 feet

Prepared By: BC Stormwater Management Utility

Date Print: 2/3/15

File: C:/sethdata/projects/projectmaps/Pinewood Cir 2015-571